

Fund description

The Fund invests in a diversified group of specialist Australian Share managers, utilising the Fiducian “Manage the Manager” process, to carefully select best of breed managers with different styles to provide diversification with the aim of achieving superior returns with reduced risk.

The Fund gives investors an opportunity to participate in Australia’s economic growth and enables Australian resident investors to benefit from favourable tax treatment of franked dividends.

Share investment can be volatile over the short term, and the recommended holding period is at least 8 years.

Fund facts

Portfolio manager: Conrad Burge

ARSN: 093 542 271

APIR code: FPS0006AU

Benchmark: ASX 300 Accumulation Index

Current fund size: \$661 million (October 2023)

Management cost: 0.96%

Total management costs: 1.03%

Application/Exit fee: Nil

Inception Date: March 1997

Manager	Style			Size	
	Value	Core	Growth	Large	Small
Ausbil		●		●	
Bennelong			●	●	
Pendal Group		●		●	
Fidelity		●		●	
L1 Capital		●		●	
Solaris	●			●	

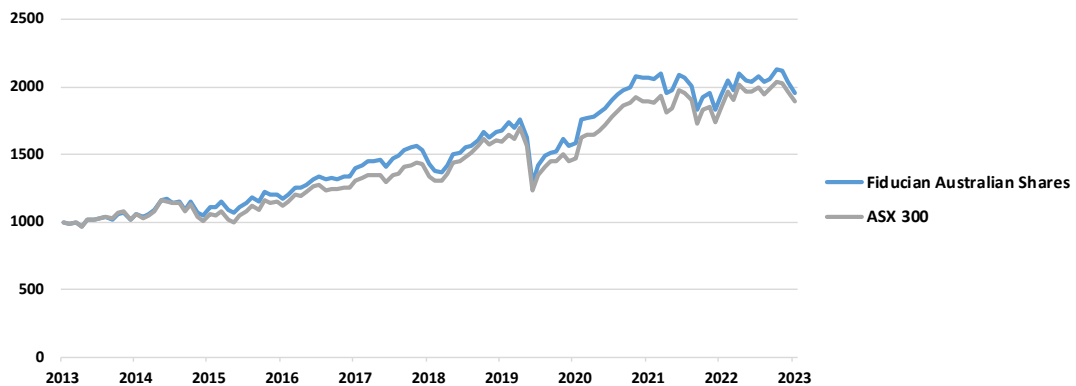
Performance and Risk

After fee returns as at 31 October 2023

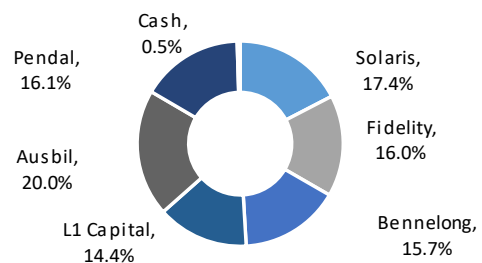
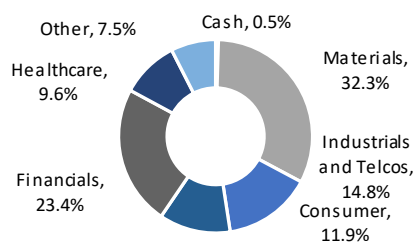
	1 Mth	3 Mth	6 Mth	1 Yr	3 Yrs	5 Yrs	7yrs	10 Yrs
Fund	-4.2%	-8.2%	-5.9%	0.8%	7.2%	6.5%	7.6%	6.9%
Index	-3.8%	-7.3%	-5.4%	2.5%	8.7%	7.2%	7.7%	6.6%
Excess	-0.4%	-0.9%	-0.5%	-1.7%	-1.5%	-0.6%	-0.2%	0.4%

Risk Exposure

	1 Yr	3 Yrs	5 Yrs	10 Yrs
Fund Volatility (Std Dev %)	11.8%	13.6%	16.6%	14.0%
Benchmark (Std Dev %)	11.9%	13.8%	16.3%	13.9%
Beta	0.90	0.95	0.99	0.99
Tracking Error (% pa)	1.6%	2.1%	2.5%	2.2%



Sector exposures and current manager weights



Market Commentary and Outlook

The global economy remains sluggish due to severe measures taken by monetary authorities to reduce inflation. While inflation is slowing, manufacturing and service industry activity levels and retail sales point to a general slowdown in activity. However, employment levels remain high and need to come down further and this, along with an uptick in inflation rates could see interest rates stay high for an extended period. At the beginning of November, the Reserve Bank of Australia increased its cash rate by 0.25% to 4.35%, after being on pause since July.

In a repeat of last month, concerns that inflation rates remain too high saw an increase in bond yields. This had negative flow-on effects for most asset classes. The broad US market (S&P 500 index) declined by 2.2%, and the Australian stock market (ASX 200 index) declined by 3.8%. Interest rate sensitive sectors experienced falls, but some commodity prices, including iron ore and gold, rose during the month.

Looking ahead, geopolitical risks, alongside elevated interest rates and slower economic growth this year, represent potential headwinds for markets. The International Monetary Fund (IMF) is forecasting global growth to be 3.0% in 2023 and 2.9% 2024, which is below the long-term trend rate of growth. However, in broad terms, share markets continue to appear more attractive than most other investment opportunities.

Fund Commentary

The Fiducian Australian Shares Fund declined by 4.2% in October, which was below the -3.8% return by the index. Pental (-3.3%) was the best performer for the month followed by Solaris (-3.6%). Over the last 12 months, Pental (+3.1%) was also the best performer followed by Solaris (+2.7%).

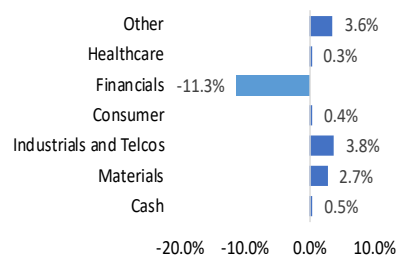
The broad Australian share market (ASX200 index) declined by 3.8% in October. This decline was in line with world-wide stock market declines due to falling investor confidence and rising bond yields.

All of the major ASX sectors finished the month lower with the exception of Utilities (+1.7%). The Information Technology (-7.6%), Healthcare (-7.2%) and Industrial (-6.4%) sectors recorded the largest declines.

At an aggregate level, the largest sectoral tilts in the Fund are an underweight to financials, primarily in listed property trusts, and an overweight positions in the Industrials sector and the Materials sector.

Top stock holdings and sector tilts

Stock	Industry	Weight
BHP Group	Mining	9.5%
CSL Limited	Biotechnology	7.0%
Commonwealth Bank	Banks	5.3%
Santos Limited	Oil & Gas	4.4%
National Australia Bank	Banks	3.6%
Qbe Insurance Group	Insurance	3.3%
Goodman Group	REITS	3.2%
Macquarie Group Ltd	Banks	2.9%
Aristocrat Leisure	Entertainment	2.5%
Qantas Airways Ltd	Telecommunications	2.4%



Fiducian Investment Management Services Limited

Issued by Fiducian Investment Management Services Limited ABN 28 602 441 814 AFS Licence number 468211. This document provides general information only. It does not have regard to your objectives, financial situation or needs. We recommend that you seek financial planning advice, and consider whether this investment is appropriate to your objectives, financial situation and needs before making any investment decision.

The information has been compiled from sources considered reliable, but is not guaranteed. Past performance is not indicative of future performance and we do not guarantee the performance of the Fund or any specific rate of return. Potential investors should also obtain and consider the relevant Target Market Determination (TMD) and Product Disclosure Statement (PDS) (available from your financial adviser and via fiducian.com.au) before making a decision about whether to acquire or continue to hold any financial product.