

Fund description

The Fund invests in a diversified group of specialist Australian Share managers, utilising the Fiducian “Manage the Manager” process, to carefully select best of breed managers with different styles to provide diversification with the aim of achieving superior returns with reduced risk.

The Fund gives investors an opportunity to participate in Australia’s economic growth and enables Australian resident investors to benefit from favourable tax treatment of franked dividends.

Share investment can be volatile over the short term, and the recommended holding period is at least 8 years.

Fund facts

Portfolio manager: Conrad Burge

ARSN: 093 542 271

APIR code: FPS0006AU

Benchmark: ASX 300 Accumulation Index

Current fund size: \$760 million (January 2024)

Management cost: 0.96%

Total management costs: 1.03%

Application/Exit fee: Nil

Inception Date: March 1997

Manager	Style			Size	
	Value	Core	Growth	Large	Small
Ausbil		●		●	
Bennelong			●	●	
Pendal Group		●		●	
Fidelity		●		●	
L1 Capital		●		●	
Solaris	●			●	

Performance and Risk

After fee returns as at 31 January 2024

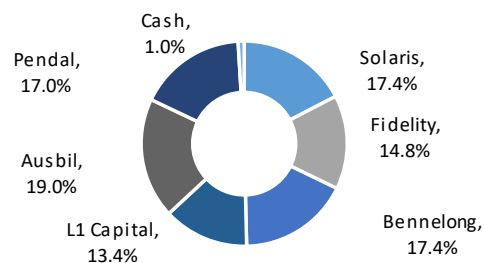
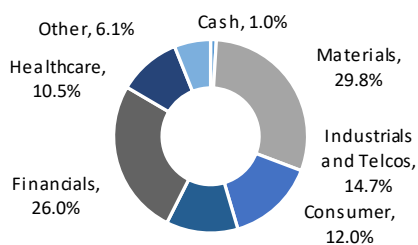
	1 Mth	3 Mth	6 Mth	1 Yr	3 Yrs	5 Yrs	7yrs	10 Yrs
Fund	0.6%	12.7%	3.5%	4.9%	7.4%	9.3%	8.4%	8.6%
Index	1.1%	13.9%	5.6%	6.7%	9.3%	9.7%	8.8%	8.4%
Excess	-0.5%	-1.2%	-2.1%	-1.8%	-1.9%	-0.4%	-0.4%	0.2%

Risk Exposure

	1 Yr	3 Yrs	5 Yrs	10 Yrs
Fund Volatility (Std Dev %)	11.1%	13.0%	16.7%	14.1%
Benchmark (Std Dev %)	11.2%	13.5%	16.6%	14.0%
Beta	0.90	0.93	0.98	0.98
Tracking Error (% pa)	1.4%	2.1%	2.4%	2.2%



Sector exposures and current manager weights



Market Commentary and Outlook

The elevated rates of inflation observed across most of the world in the past two years have shown continued signs of moderating, as restrictive monetary policy has been proving effective in returning inflation rates back towards the target levels of most central banks. However, better than expected economic growth data in many parts of the world has made the timing of potential interest rate cuts less certain.

Global equity market performance was mixed in January. In the US, the broad market (S&P 500 index) gained 1.6%, and the Australian stock market (ASX 200 index) gained 1.2%. Emerging markets were broadly lower, led by declines in China (-6.3%). Fixed income returns were flat, and the Australian dollar declined by 3.3% against the US dollar.

Looking ahead, monetary policy could become less restrictive this year, which could be positive for markets. However, geopolitical risks, alongside slower economic growth in the coming year represent potential headwinds. The International Monetary Fund (IMF) recently updated its economic outlook, and is now forecasting global growth to be 3.1% in 2024. This is above previous estimates, but still below the long-term trend rate of growth. In broad terms, share markets continue to appear more attractive than most other investment opportunities.

Fund Commentary

The Fiducian Australian Shares Fund rose by 0.6% in January, which was below the 1.1% return by the index. Pendal (+1.4%) was the best performer for the month followed by L1 Capital (+1.3%). Over the last 12 months, Bennelong (+12.5%) was the best performer followed by Pendal (+8.0%).

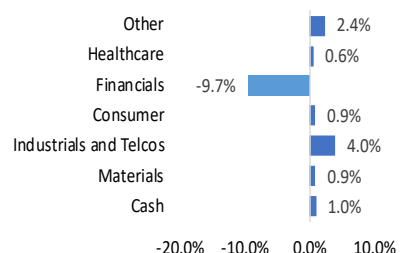
The broad Australian share market (ASX200 index) gained 1.2% in January. Improving inflation data, combined with positive economic data, has raised expectations that the Australian economy may experience a 'soft landing' and avoid a severe recession.

The best performing sectors for the month were Energy (+5.2%), Financials (+5.0%) and Healthcare (+4.3%). Materials (-4.8%) was the worst performing sector for the month, due to declines in some commodity prices.

At an aggregate level, the largest sectoral tilts in the Fund are an underweight to Financials, primarily in Listed Property Trusts, and an overweight positions in the Industrials sector.

Top stock holdings and sector tilts

Stock	Industry	Weight
BHP Group	Mining	9.8%
CSL Limited	Biotechnology	7.7%
Commonwealth Bank	Banks	5.5%
Santos Limited	Oil & Gas	4.0%
Goodman Group	REITS	3.7%
National Australia Bank	Banks	3.5%
Macquarie Group	Banks	3.0%
James Hardie Industries	Building Materials	2.8%
Qbe Insurance Group	Insurance	2.7%
Aristocrat Leisure	Entertainment	2.5%



Fiducian Investment Management Services Limited

Issued by Fiducian Investment Management Services Limited ABN 28 602 441 814 AFS Licence number 468211. This document provides general information only. It does not have regard to your objectives, financial situation or needs. We recommend that you seek financial planning advice, and consider whether this investment is appropriate to your objectives, financial situation and needs before making any investment decision.

The information has been compiled from sources considered reliable, but is not guaranteed. Past performance is not indicative of future performance and we do not guarantee the performance of the Fund or any specific rate of return. Potential investors should also obtain and consider the relevant Target Market Determination (TMD) and Product Disclosure Statement (PDS) (available from your financial adviser and via fiducian.com.au) before making a decision about whether to acquire or continue to hold any financial product.